

PREMIUM BUILT STORAGE SHEDS WITH AN AFFORDABLE PRICE

**7 Year**  
Workmanship  
Warranty




[MidMichiganBarns.com](http://MidMichiganBarns.com)

**MID MICHIGAN**  
BARN S  
BUILT WITH YOU IN MIND



# Gable Sheds



Sizes: 8'x10' to 16'x52'

This is our most popular shed model providing a nice storage shed if you only need front access to your building. The gable shed will provide you a nice workshop or a small garage for your ATV. We also build this shed with a nice wide door and an optional ramp so you can drive in your lawnmower. A common method people purchase this building by is our rent-to-own program. With affordable monthly rent payments you can have a convenient and secure way to store your stuff. This model can easily be customized for your man-cave or she-shed.



## BASE MODEL

Double Barn Doors  
Siding: Painted, Vinyl or Metal





### Painted Gable Shed

"ATTRACTIVE"



STANDARD FEATURES

- Double Barn Doors
- Duratemp® Siding, primed and painted to your choice of color
- Miratec® Trim, primed and painted to your choice of color
- Gable End Vents

### Metal Gable Shed

"DURABLE"



STANDARD FEATURES

- Tracrite® Roll-up Door
- 29 Gauge Corrugated Metal Siding
- Optional Wainscoting
- Ridge Vent

### Vinyl Gable Shed

"MAINTENANCE FREE"



STANDARD FEATURES

- Double Fiberglass Door
- Coventry® Vinyl Siding
- Residential Overhangs
- Fully Vented Soffit

### Popular Options

See page 20 for a complete list of available options



Ramp



Shelving



Windows



Ridge Light



### Gable Shed SPECIFICATIONS

- Pressure Treated 4x4 Ground Skids
- Pressure Treated Floor Joist (2x4, 16" O.C.)
- Pressure Treated ¾" Tongue & Groove Flooring
- 2x4 Studs 16" O.C.
- Double Top Plates
- 7'4" Sidewalls (Buildings up to 10x12 have 6'6" Sidewalls)
- 5/12 Roof Pitch
- Roof Lined w/OSB Sub-sheathing
- 29 Gauge Metal Roofing
- 6' Wide Doors (except for 8' wide buildings that have 5' wide doors)

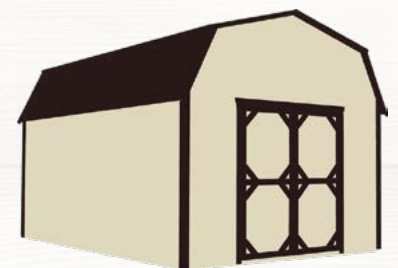


# Lofted Barns



**Sizes: 8'x8' to 16'x52'**

This is our most practical model of storage sheds. These series provide spacious floor space along with an overhead loft for additional storage space. You will get double use of your square footage making this a very cost effective way to handle your storage needs. If you need a roomy workshop with the convenience of overhead storage, this is the shed for you. This is also a very popular choice for hunting camps and “up north storage” solutions. And remember, these buildings are portable—thus providing a pre-built shed delivered to your yard, ready to use.



## **BASE MODEL**

1/2 Loft

Double Barn Doors

Siding: Painted, Vinyl or Metal





### Painted Lofted Barn

"ATTRACTIVE"



STANDARD FEATURES

- Double Barn Doors
- Duratemp® Siding, primed and painted to your choice of color
- Miratec® Trim, primed and painted to your choice of color
- Gable End Vents
- 1/2 loft

### Metal Lofted Barn

"DURABLE"



STANDARD FEATURES

- Tracrite® Roll-up Door
- 29 Corrugated Metal Siding
- Optional Wainscoting
- Ridge Vent
- 1/2 loft

### Vinyl Lofted Barn

"MAINTENANCE FREE"



STANDARD FEATURES

- Double Fiberglass Door
- Coventry® Vinyl Siding
- Ridge Vent
- 1/2 loft

### Popular Options

See page 20 for a complete list of available options



Ramp



Shelving



Stairs for Loft



Ridge Light



## Lofted Barn SPECIFICATIONS

- Pressure Treated 4x4 Ground Skids
- Pressure Treated Floor Joist (2x4, 16" O.C.)
- Pressure Treated ¾" Tongue & Groove Flooring
- 2x4 Studs 16" O.C.
- Double Top Plates
- 6"6" Sidewalls
- Roof Lined w/OSB Sub-sheathing
- 29 Gauge Metal Roofing
- 6' Wide Doors (except 8' wide buildings have 5' wide doors)




# Gable Garden Sheds



**Sizes: 8'x10' to 16'x52'**

This is our most attractive shed. A beautiful structure to add to your landscape and an attractive match to your home. If you are a gardener or need a studio for your hobby, we have what you need. If you need space for your tiller and gardening equipment, you are able to get it inside through the wide doors. This is a perfect she-shed. We can customize this shed to your color and design.



## **BASE MODEL**

Double Doors  
Two 24x36 Windows with Shutters  
Siding: Painted, Vinyl or Metal





## Painted Gable Garden Shed

"ATTRACTIVE"



### STANDARD FEATURES

- Double Barn Doors
- Duratemp® Siding, primed and painted to your choice of color
- Miratec® Trim, primed and painted to your choice of color
- Gable End Vents
- Windows with Shutters

## Metal Gable Garden Shed

"DURABLE"



### STANDARD FEATURES

- Tracrite® Roll-up Door
- 29 Corrugated Metal Siding
- Optional Wainscoting
- Ridge Vent
- Windows with Shutters

## Vinyl Gable Garden Shed

"MAINTENANCE FREE"



### STANDARD FEATURES

- Double Fiberglass Door
- Coventry® Vinyl Siding
- Residential Overhangs
- Fully Vented Soffits
- Windows with Shutters

## Popular Options

See page 20 for a complete list of available options



Ramp



Shelving



Work Bench



Flower Boxes



## Gable Garden Shed SPECIFICATIONS

- Pressure Treated 4x4 Ground Skids
- Pressure Treated Floor Joist (2x4, 16" O.C.)
- Pressure Treated ¾" Tongue & Groove Flooring
- 2x4 Studs 16" O.C.
- Double Top Plates
- 7'4" Sidewalls (Buildings up to 10x12 have 6'6" Sidewalls)
- 5/12 Roof Pitch
- Roof Lined w/OSB Sub-sheathing
- 29 Gauge Metal Roofing
- 6' Wide Doors (except 8' wide buildings have 5' wide doors)






# Lofted Garden Sheds



**Sizes: 8'x8' to 16'x52'**

This is also a very popular model for us. This shed will provide a very attractive addition to your backyard. Everything from garden tools to a workshop. Plus you get a bonus overhead storage loft to maximize your investment. This shed also features nice wide doors for your big stuff. Or if you're looking for a man cave to decorate to your likes, look no farther. This shed features two lofts, one on each side, allowing storage space for "his & hers".



## **BASE MODEL**

Double Barn Doors

Two 4' Lofts

Two 24x36 Windows with Shutters  
Siding: Painted, Vinyl or Metal





### Painted Lofted Garden Shed

"ATTRACTIVE"



STANDARD FEATURES

- Double Barn Doors
- Duratemp® Siding, primed and painted to your choice of color
- Miratec® Trim, primed and painted to your choice of color
- Gable End Vents
- Two 4' Lofts

### Metal Lofted Garden Shed

"DURABLE"



STANDARD FEATURES

- Tracrite® Roll-up Door
- 29 Corrugated Metal Siding
- Optional Wainscoting
- Ridge Vent
- Two 4' Lofts

### Vinyl Lofted Garden Shed

"MAINTENANCE FREE"



STANDARD FEATURES

- Double Fiberglass Door
- Coventry® Vinyl Siding
- Ridge Vent
- Two 4' Lofts

### Popular Options

See page 20 for a complete list of available options



Ramp



Shelving



Loft Ladder



Ridge Light



### Lofted Garden Shed SPECIFICATIONS

- Pressure Treated 4x4 Ground Skids
- Pressure Treated Floor Joist (2x4, 16" O.C.)
- Pressure Treated ¾" Tongue & Groove Flooring
- 2x4 Studs 16" O.C.
- Double Top Plates
- 6"6" Sidewalls
- Roof Lined w/OSB Sub-sheathing
- 29 Gauge Metal Roofing
- 6' Wide Doors (except 8' wide buildings have 5' wide doors)






# Gambrel Barns



Sizes: 8'x8' to 12'x16'

The old time classic "mini-barn". This building is the ancestor of the portable storage buildings. You have that original barn look with this building while you are utilizing your storage area for those things you won't throw away. This storage barn comes delivered to your yard and as soon as our driver leaves you are in the storing business. And remember, we can customize your barn to your needs.



**BASE MODEL**  
Double Barn Doors





## Painted Gambrel Barn

"ATTRACTIVE"

### STANDARD FEATURES

- Double Barn Doors
- Duratemp® Siding, primed and painted to your choice of color
- Miratec® Trim, primed and painted to your choice of color
- Gable End Vents

## Vinyl Gambrel Barn

"MAINTENANCE FREE"

### STANDARD FEATURES

- Double Fiberglass Door
- Coventry® Vinyl Siding
- Ridge Vent

## Popular Options

See page 20 for a complete list of available options



Ramp



Shelving



Windows



Ridge Light




## Gambrel Barns SPECIFICATIONS

- Pressure Treated 4x4 Ground Skids
- Pressure Treated Floor Joist (2x4, 16" O.C.)
- Pressure Treated ¾" Tongue & Groove Flooring
- 2x4 Studs 16" O.C.
- Double Top Plates
- 46" Sidewalls
- Roof Lined w/OSB Sub-sheathing
- 29 Gauge Metal Roofing
- 6' Wide Doors (except 8' wide buildings have 5' wide doors)



# Gable Garages



**Sizes: 10'x20' to 16'x52'**

This building is the garage you were looking for. Heavy duty floor with 12" on-center floor joists and plenty of treated skids to hold up your car. This garage will give your car a house and/or the workshop for your special projects. You can also add the optional vinyl floor covering for convenient clean-up underneath your car. Most of our buildings can go up to 16' wide to 52' long. This building is movable allowing you to bring this garage wherever you live.



## **BASE MODEL**

8'x7' Roll-up Door  
Siding: Painted, Metal or Vinyl





## Painted Gable Garage

"ATTRACTIVE"



### STANDARD FEATURES

- Tracrite® Roll-up Door
- Duratemp® Siding, primed and painted to your choice of color
- Miratec® Trim, primed and painted to your choice of color
- Gable End Vents

## Metal Gable Garage

"DURABLE"



### STANDARD FEATURES

- Tracrite® Roll-up Door
- 29 Corrugated Metal Siding
- Optional Wainscoting
- Ridge Vent

## Vinyl Gable Garage

"MAINTENANCE FREE"



### STANDARD FEATURES

- Tracrite® Roll-up Door
- Coventry® Vinyl Siding
- Fully Vented Soffits



## Popular Options

See page 20 for a complete list of available options



Ramp



Work Bench



Insulated Garage Door



Rubber Floor



## Gambrel Barns SPECIFICATIONS

- Pressure Treated 4x4 Ground Skids
- Pressure Treated Floor Joist (2x4, 12" O.C.)
- Pressure Treated ¾" Tongue & Groove Flooring
- 2x4 Studs 16" O.C.
- Double Top Plates
- 94" Sidewalls
- 4/12 Roof Pitch
- Roof Lined w/OSB Sub-sheathing
- 29 Gauge Metal Roofing
- 8' x 7' Roll-up Door



# Lofted Garages



**Sizes: 8'x8' to 16'x52'**

This building is designed for your car. Or if you have more stuff than space, we can take care of your problem by providing you with only one structure. A building for your car *and* your stuff. This building features floor joists every 12" and enough skids to provide you with a durable garage for many years to come. And it is portable to boot. There are many options you can add to this building. Shelves, workbench, stairs and entry-door, to name a few.



**STANDARD FEATURES**  
Tracrite® Roll-up Door  
Siding: Painted, Metal or Vinyl





**Painted Lofted Garage**

"ATTRACTIVE"



STANDARD FEATURES

- Tracrite® Roll-up Door
- Duratemp® Siding, primed and painted to your choice of color
- Miratec® Trim, primed and painted to your choice of color
- Gable End Vents
- 1/2 loft

**Metal Lofted Garage**

"DURABLE"



STANDARD FEATURES

- Tracrite® Roll-up Door
- 29 Corrugated Metal Siding
- Optional Wainscoting
- Ridge Vent
- 1/2 loft

**Vinyl Lofted Garage**

"MAINTENANCE FREE"



STANDARD FEATURES

- Tracrite® Roll-up Door
- Coventry® Vinyl Siding
- Ridge Vent
- 1/2 loft




**Popular Options**

See page 20 for a complete list of available options



**Ramp**



**6-panel Entry Door**



**Stairs for Loft**



**Ridge Light**



**Lofted Garden Shed SPECIFICATIONS**

- Pressure Treated 4x4 Ground Skids
- Pressure Treated Floor Joist (2x4, 12" O.C.)
- Pressure Treated ¾" Tongue & Groove Flooring
- 2x4 Studs 16" O.C.
- Double Top Plates
- 6"6" Sidewalls
- Roof Lined w/OSB Sub-sheathing
- 29 Gauge Metal Roofing
- 8' x 7' Roll-up Door





# Shed Options

## Doors & Windows



Double Barn Doors



Fiberglass Double Doors



Fiberglass Double Door with Nine-Light Glass



Fiberglass 6-Panel Entry Door



Fiberglass Nine-Light Entry Door



Single Barn Door



Roll-up Door



Insulated Garage Door



18 x 23, 24x36, 36x36 Shed Window



24 x 24, 24 x 36, 36x36 Vinyl Insulated Window with Screens



18" Octagon Window




## Porches

Can be added to any shed or barn.

## Other Options



Vinyl Shutters




Ridge Light



Loft



Stairs for Loft



Removable Loft Ladder



Rubber Flooring



Flower box



Ramp



Shelving



Workbench



# Color Options

## Metal Colors




## Paint Colors



## Vinyl Siding Colors



## Shingle Colors



Colors may vary slightly in actuality, due to printing processes. For exact samples, please visit your local dealer.



# Animal Shelters



**Sizes: 8'x8' to 12'x48'**

Animals need shelter from the elements. Whether it's snow, hail, rain, or extreme heat, in order for health, you will want to provide shelter. Why not get a shelter where they can catch a little shade, escape flies, and get out of harsh wind or pounding rain. The beauty of the horse shelter is its simplicity. You can install a basic, attractive shelter that serves your animals needs, streamlines your chores and doesn't cost a fortune. Or go all out with the options, and treat your horse to the equine version of a 4 star hotel.





PREMIUM BUILT STORAGE SHEDS WITH AN AFFORDABLE PRICE





# Shelter Options



## Standard Features

- #1 grade pressure-treated tongue & groove 2"×6" boards for 1st 50"



- 40-year corrugated metal sides and roof



- Pressure-treated 4"×6" skids (12' × 30' size has 6"×6" skids)

- Roof lined with single bubble fan foil to prevent under condensation



- Everything is screwed (no nails used) for long-lasting durability

- Galvanized pull brackets are a standard feature



- All corners fastened together with heavy-duty galvanized corner brackets



- 2'×6' Roof purlins

- Authentic horseshoe latch





## Additional Options



Tack Room



4' tall Divider Walls



Grates (for above 4' Divider Wall)



Dutch Doors




Sliding Doors



Single Barn Door



9-Light Entry Door



Pressure treated tongue & groove floor



Heavy Duty Bar Gate with Quick Latch



Enclosing Front



Wrap Around Front



2'x3' Window



2'x3' Window with Screen & Grates



24" Tall clear light

See page 17 for metal color options



# Delivery

Our delivery drivers are committed to ensuring that you are completely satisfied with your building's placement and set up. We carry a unique piece of equipment, called a Mule, on each truck. The Mule is a maneuverable, forklift device to help place your new storage building into tight locations. A mule also minimizes damage to your yard, leaving tracks similar to those of a large mower.



**FREE MUG**  
with Delivery!



## Warranty

Mid Michigan Barns backs its buildings with a 7 year warranty on its workmanship. Defective workmanship causing issues with your building will be covered under this warranty. All materials are backed by the manufacturers of each product. (Details may vary.) Visit our website for more warranty details. [www.midmichiganbarns.com](http://www.midmichiganbarns.com)





# Site Preparation

**1. CHOOSE A SITE** You will want to choose a level site, and be sure there is a clear path to it.

**2. LAY A PAD** We recommend laying a limestone pad. Or you can pour a concrete one. Mid Michigan Barns offers gravel pad installation service. Call for pricing.

**3. OBTAIN PERMITS** Local zoning approval and permits, if needed, are the customer's responsibility.

**4. ENGINEERED BLUEPRINTS** and truss designs are available upon request from MidMichigan Barns.

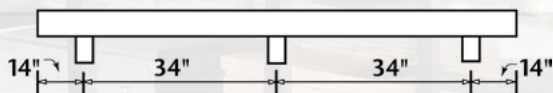


4-6" crushed limestone recommended for the pad

*We offer site prep!*

## Skid Placement & ACTUAL BUILDING WIDTH

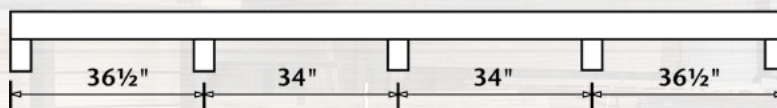
**8' Wide** Actual Floor Width: 96"



**10' Wide** Actual Floor Width: 120"



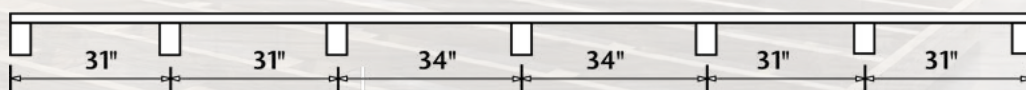
**12' Wide** Actual Floor Width: 141"



**14' Wide** Actual Floor Width: 165"



**16' Wide** Actual Floor Width: 189"





# Rent To Own

DOES IT MAKE SENSE?



Our rent-to-own program is a great way to get started towards owning your own shed! Why rent out-of-the way, inaccessible storage units with never-ending payments when you can rent a shed in your own back yard and after 36 months own it?

## Features and benefits of Rent-to Own:

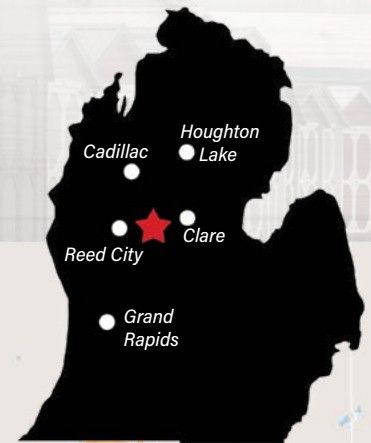
- No credit check
- Instant approval
- Email confirmation
- Month by month agreement
- Flexible terms (24, 36, 48, 60 months)
- Multiple payment options (online, by phone, autopay, E-billing)
- Early purchase option (EPO): There is no fee to purchase early.



NEWFOUND RENTALS



**90 day same as cash available**



[MidMichiganBarns.com](http://MidMichiganBarns.com)



**(231) 559-0207**

6228 60th Ave, Ewart, MI 49631

Monday-Friday 8am-5:30pm